



GOVERNMENT OF GUJARAT
GOVERNMENT ENGINEERING COLLEGE, VALSAD
સરકારી ઇજનેરી કોલેજ, વલસાડ

Near Sanskar Kendra,
College Road, Valsad-396001.
Phone : 02632-241960
Fax : 02632-241960
Email : gec-valsad-dte@gujarat.gov.in

Date 01-11-2020

Notice

B.E. 2nd Year (D2D) Students: Admission 2020

Dear students,

We are glad to welcome you to this new journey called **Engineering** at this institute. Team GECV conveying you the best wishes and many congratulations on your admission. The academic term is starting soon and we are planning begin the academic online on **Microsoft Teams** platform. For your successful participation from the first day, it is necessary for you to register on this platform. In this context, instructions are as follows:

1. Orientation program is scheduled on 4th November 2020 at 4:00 PM online on Microsoft team.
2. The classes are going to start from 3/11/2020 as per the scheduled announced by Admission committee.
3. Newly admitted students are required to complete the following:
 - a. Register on: <https://forms.gle/xAHZtizVNEEx48GS6>
 - b. Join the Department wise WhatsApp Groups for smooth communication and send the copy of admission letter (photo or PDF) in the group as follows:


Discipline	Class Name	Link for joining Whatsapp Group
Chemical	BE_CHEM_3_D2D_GECV_2020	https://chat.whatsapp.com/HaSAOdcO0MoATiZt2gGtac
Civil	BE_CIVIL_3_D2D_GECV_2020	https://chat.whatsapp.com/Dv8cQQbybiYIbJKTnXWY4Q
Electrical	BE_ELE_3_D2D_GECV_2020	https://chat.whatsapp.com/GWWIcQjNxml48Q9XekUnKG
Environmental	BE_ENV_3_D2D_GECV_2020	https://chat.whatsapp.com/L6kJZMUmyz08FCtk1HPBvw
Mechanical	BE_MECH_3_D2D_GECV_2020	https://chat.whatsapp.com/Bd85dNDj39k0P81Df26V9A

Incase if you are not on WhatsApp, you may send the letter through family member WhatsApp number

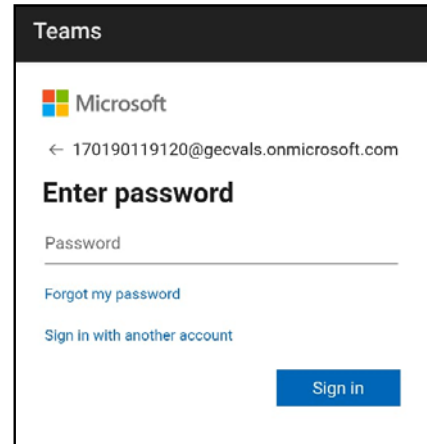
- c. Till the campus open for the students, all the classes will be conducted online on **Microsoft Team** platform through your User ID only. Your login detail with password will be shared to you before commencement of regular classes.
- d. Keep yourself updated through www.gecv.ac.in and get the timetable

e. Steps to login and attending class on Microsoft team are as follows:

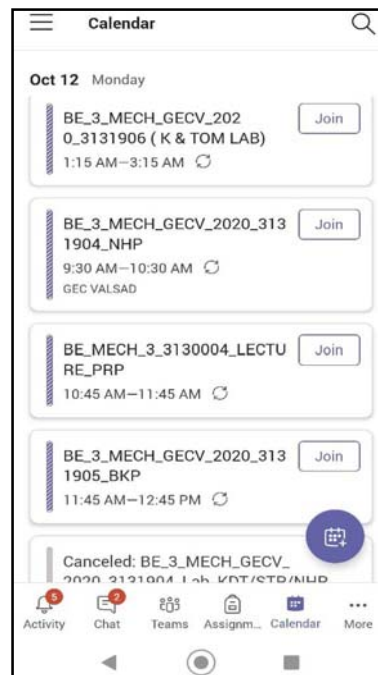
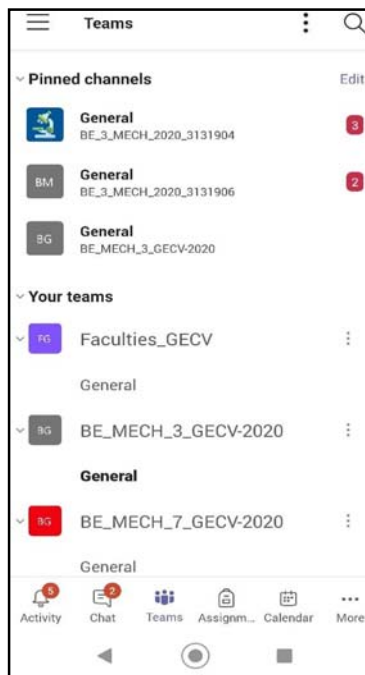
- Download the Microsoft Team App from Google store.



- Login through USER ID and Password provided by institute.



- Your class name "BE_DISCIPLINE_3_GECV_2020" will be displayed. Students have to click on Calendar tab where the subject wise time table will be available where students can attend the class by clicking on "Join" tab.



Best Wishes

Principal